


AXS100


Axial flow fan

Physical specification


All measurements in millimetres.



Front



Side



Transformer

Weight: 0.54 kg
Materials: White satin finish.
ABS plastic.

Features

- 100mm axial flow fan
- Suitable for wall and ceiling installations with up to 3m of 100mm ducting
- Various control options including SELV
- Built in guide vanes to improve airflow
- Anti-backdraught shutters
- Clever spigot strengtheners to prevent crushing when attaching flexible ducting
- Stylish design for discreet finish

Controls

Model	Operation	IP	Voltage
AXS100	Basic to light switch.	24	230
AXS100PC	With pull cord.	24	230
AXS100T	Overrun timer and pull cord.	24	230
AXS100TR	Overrun timer no pull cord.	24	230
AXS100HT	Humidistat/timer & pull cord.	24	230
AXS100SVIT	SELV with overrun timer and pull cord.	57	12
AXS100SVIHT	SELV with humidistat/timer and pull cord.	57	12

Full details of control options on page 045.

Installation

Wiring: Must comply with IEE Regulations, see wiring diagrams on page 043.

Installation: Diagrams, see page 042.

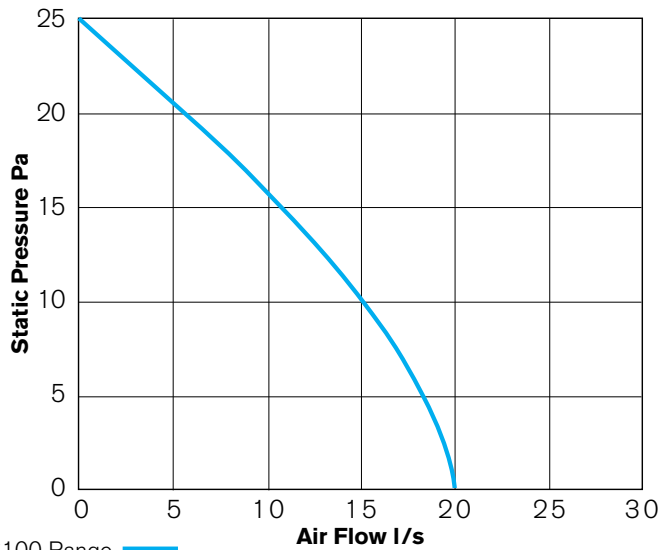
Cable: 1.5mm² Ø max.

Fuse: 3 amp normally required (when fan is supplied from a 6A lighting circuit no local fuse is required).

Select: Bathrooms

Performance

Model	Performance to BS 848 Pt1 in free air		Sound Pressure level @ 3m dB(A)
	m ³ .h ⁻¹	l.s ⁻¹	
AXS100	72	20	35.1
AXS100PC	72	20	35.1
AXS100T	72	20	35.1
AXS100TR	72	20	35.1
AXS100HT	72	20	35.1
AXS100SVIT	72	20	35.1
AXS100SVIHT	72	20	35.1



AXS100 Range

Electrical Specification: 230V~50Hz Class II
Consumption: 16W
 19W (AXS100SVIT/SVIHT)

SELV: To maintain the fan's performance within 2% of the published figure, the following lengths of cable between the fan and transformer should not exceed:-

Conductor Size (Area ²)	Max. Cable Length
0.50	1.5m
0.75	2.3m
1.00	3.0m
1.50	4.5m

Specification



Ancillaries



ED1 Easyfix 100mm ducting plastic wall liner with integral screw-fixing channels for one visit installation (page 145).



Flexiduct Flexible 100mm PVC and aluminium ducting (page 146).



EG1 Complementary fixed blade louvred grille in semi-matt ABS plastic, UV stabilised. Choice of white or brown grille (page 148).



LRB Plastic wall baffle for low rise and sheltered sites. Available in various colours (page 148).



RAB Plastic recessed air brick with integral housing and PVC duct seal. Available in various colours (page 148).



FF100 Fast fix wall duct system. Comprises 100mm PVC duct, external wall duct seal and external grille, choice of white or brown grille (page 144).



GG42 External louvred wall vent available in white or brown (page 140).